


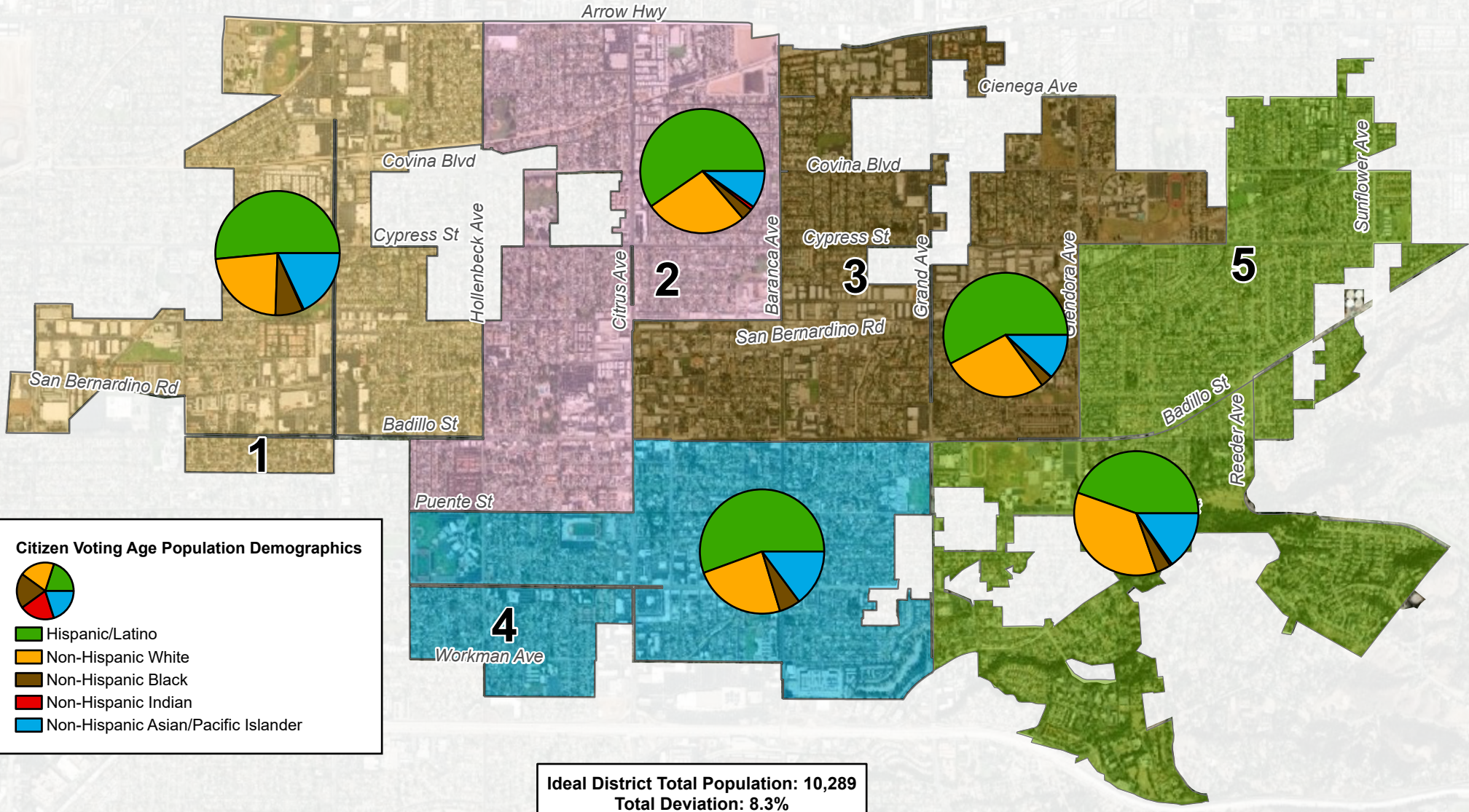
COVINA REDISTRICTING 2021

PUBLIC PARTICIPATION MAP DEMOGRAPHICS

PUBLIC MAP NUMBER 120



Districts Proposed Up For Election In 2022: 1, 2 and 4
 Districts Proposed Up For Election In 2024: 3 and 5



Citizen Voting Age Population Demographics

- Hispanic/Latino
- Non-Hispanic White
- Non-Hispanic Black
- Non-Hispanic Indian
- Non-Hispanic Asian/Pacific Islander

Ideal District Total Population: 10,289
Total Deviation: 8.3%

| District | CVAP | Hispanic/Latino | Non-Hispanic White | Non-Hispanic Black | Non-Hispanic Indian | Non-Hispanic Asian/Pacific Islander | Total Population | Deviation From Ideal | Percent Deviation |
|----------|-------|-----------------|--------------------|--------------------|---------------------|-------------------------------------|------------------|----------------------|-------------------|
| 1 | 6,673 | 50.4% | 22.5% | 7% | 0.3% | 17.6% | 10,152 | -137 | -1.3% |
| 2 | 6,940 | 59.3% | 26.5% | 3.1% | 0.9% | 9.7% | 10,706 | 417 | 4.1% |
| 3 | 6,041 | 56.9% | 27% | 3% | 0.1% | 11.6% | 10,275 | -14 | -0.1% |
| 4 | 6,217 | 54.4% | 23.6% | 5.4% | 0% | 14.5% | 9,860 | -429 | -4.2% |
| 5 | 7,684 | 44.4% | 35.6% | 3.8% | 0.6% | 15.1% | 10,451 | 162 | 1.6% |

COVINA REDISTRICTING 2021 PUBLIC PARTICIPATION KIT TOTAL POPULATION BY POPULATION UNIT

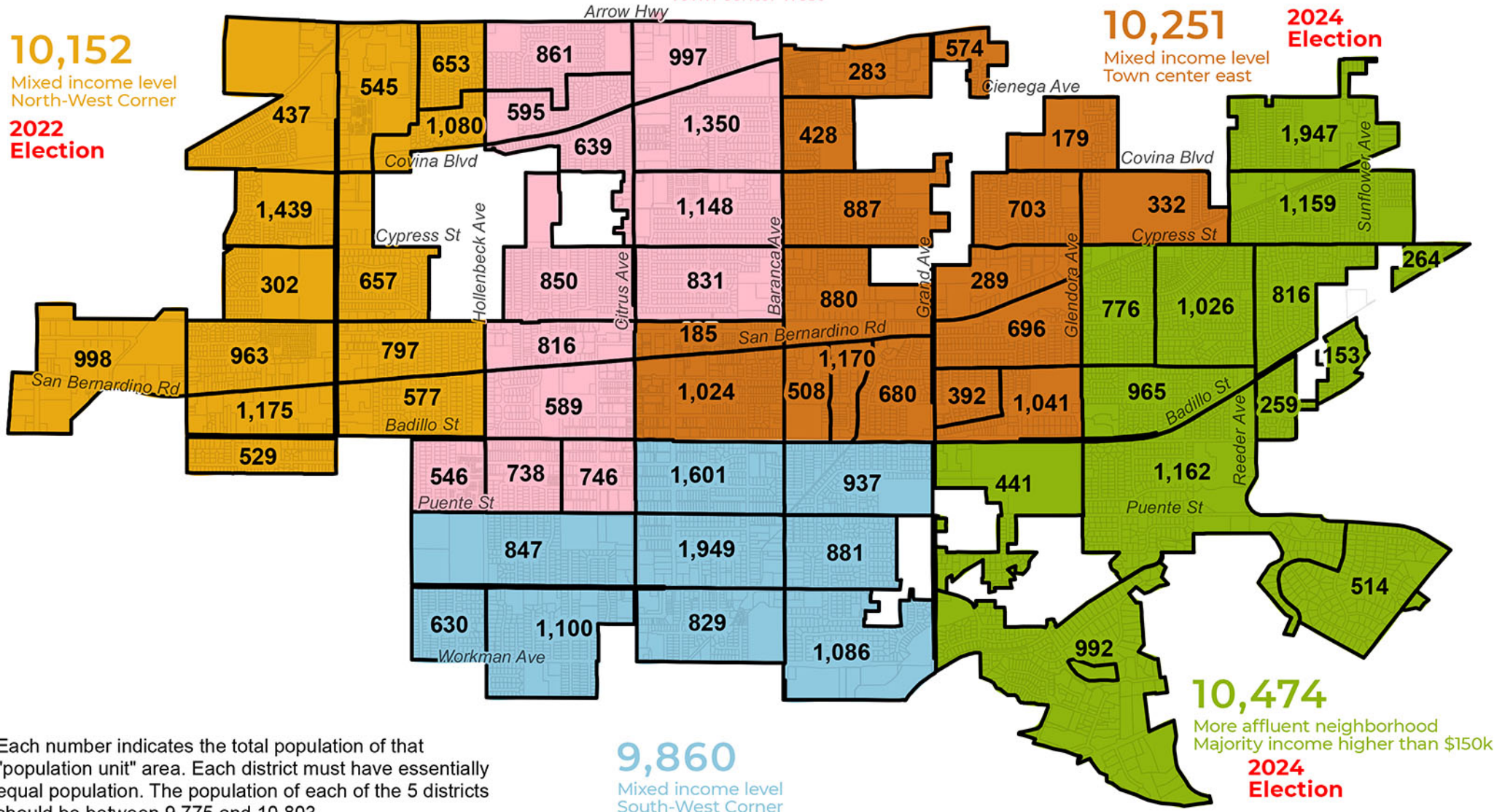
Please use a thick dark-colored pen to draw your map, then submit it at City Hall or by email to districting@covina.ca.gov. You can hand deliver, mail, fax, scan and email, or photograph and email your map.

Name: XXXXXXXXXX
 Phone and/or Email: XXXXXXXXXX

10,152
 Mixed income level
 North-West Corner
2022 Election

10,706
 Mixed, majority lower income
 Town center west
2022 Election

10,251
 Mixed income level
 Town center east
2024 Election



Each number indicates the total population of that "population unit" area. Each district must have essentially equal population. The population of each of the 5 districts should be between 9,775 and 10,803.

9,860
 Mixed income level
 South-West Corner
2022 Election

10,474
 More affluent neighborhood
 Majority income higher than \$150k
2024 Election

An online version of this map that allows you to zoom in and out for more detail is available as a link from the project website: <https://mapcovina.org/>

