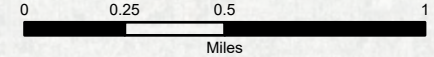


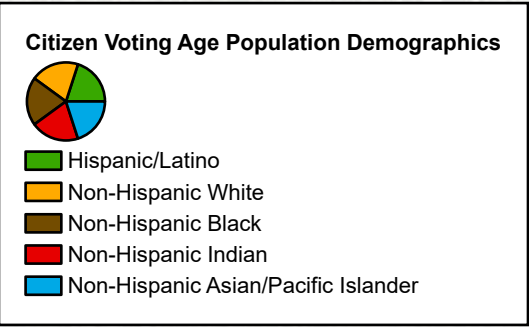
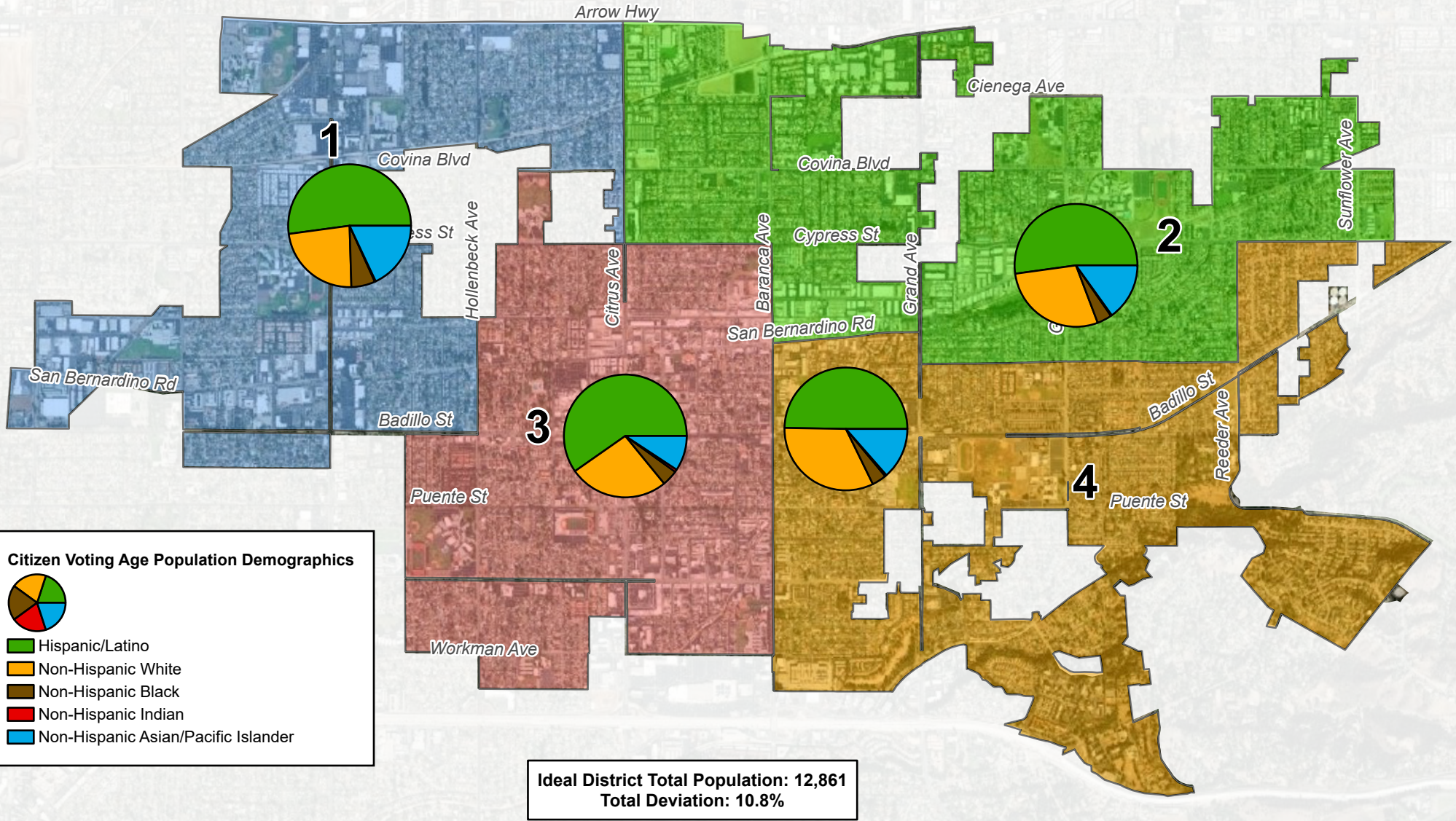
COVINA REDISTRICTING 2021

PUBLIC PARTICIPATION MAP DEMOGRAPHICS

PUBLIC MAP NUMBER 126



Districts Proposed Up For Election In 2022: 2, 3 and Mayor
 Districts Proposed Up For Election In 2024: 1 and 4



Ideal District Total Population: 12,861
Total Deviation: 10.8%

District	CVAP	Hispanic/Latino	Non-Hispanic White	Non-Hispanic Black	Non-Hispanic Indian	Non-Hispanic Asian/Pacific Islander	Total Population	Deviation From Ideal	Percent Deviation
1	7,928	51.1%	22.8%	6.1%	0.3%	17.6%	12,247	-614	-4.8%
2	9,214	51.6%	28.2%	3.8%	0.3%	14.9%	13,631	770	6%
3	8,322	59.1%	25.9%	4.1%	0.7%	9.2%	13,281	420	3.3%
4	8,091	49.2%	32.2%	3.8%	0.4%	13.4%	12,285	-576	-4.5%

